

OVERLAY SERIES

greeting cards



Overlay 3 (Front)

Designer Tools

All Overlay Series Cards are Designer Enabled, so you can add image and text nodes as needed.

Text Node Toolbar:



Each Text node has a tool bar for typing text, choosing a font on your computer, color, fill and stroke on the text box, and shadow.

Any node that is editable, or created with Designer, will have access to all the fonts on your computer. This will allow you to position and size text with more precision since **what you see will be what you get**.

Tips:

Hover over any tool on the toolbars (Designer, Image node or Text node) to find out what that tool does.

The options on the Image and Text Node Toolbars can be applied to multiple selected nodes at the same time. Press and hold the shift key to select multiple nodes

These simple designs feature black vignettes with decorative white overlays that frame your image, or you can change the colors when black & white isn't quite right.

Choose which layouts to pair to create a card for any occasion and need.



Choose the colors of the graphics and vignettes from the options palette.

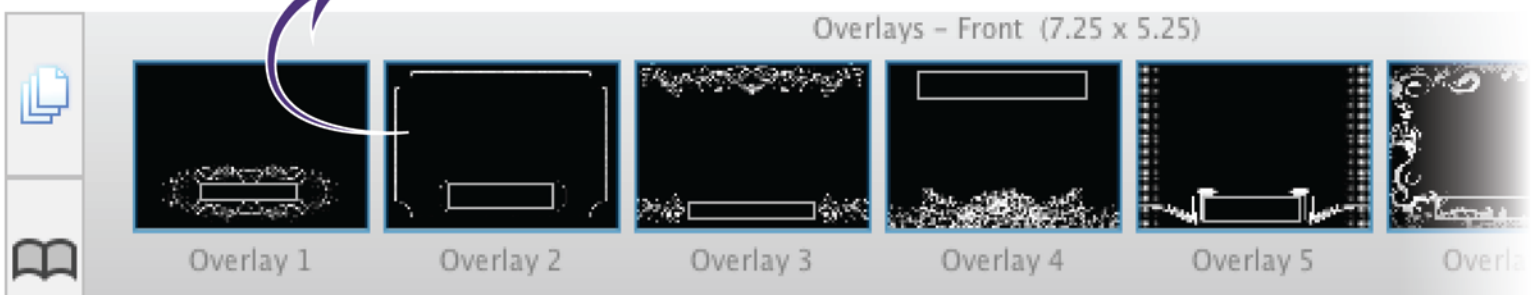
Choose from multiple layouts of the same back or mix and match with the others.



Overlay 3 (Backs)



Drag and Drop your layout into the product area for the front and back.



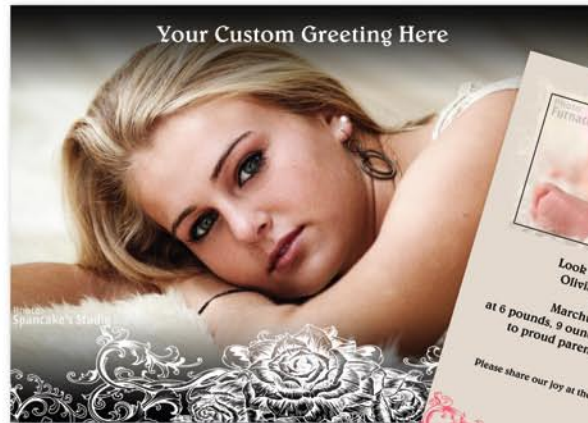
Available in Horizontal and Vertical Layouts!



Overlay 1




Overlay 2



Overlay 4



Overlay 6



Overlay 5

OVERLAY SERIES
greeting cards